




# Bastelanleitung Konfetticlown


Das brauchst du:




2. Zu Quadrat schneiden:







3. Zu Drachen falten:



1. DinA4-Blatt falten:







4. Gesicht aufklappen:

5. Gesicht und Hut malen:



6. Haare ankleben (3x):



